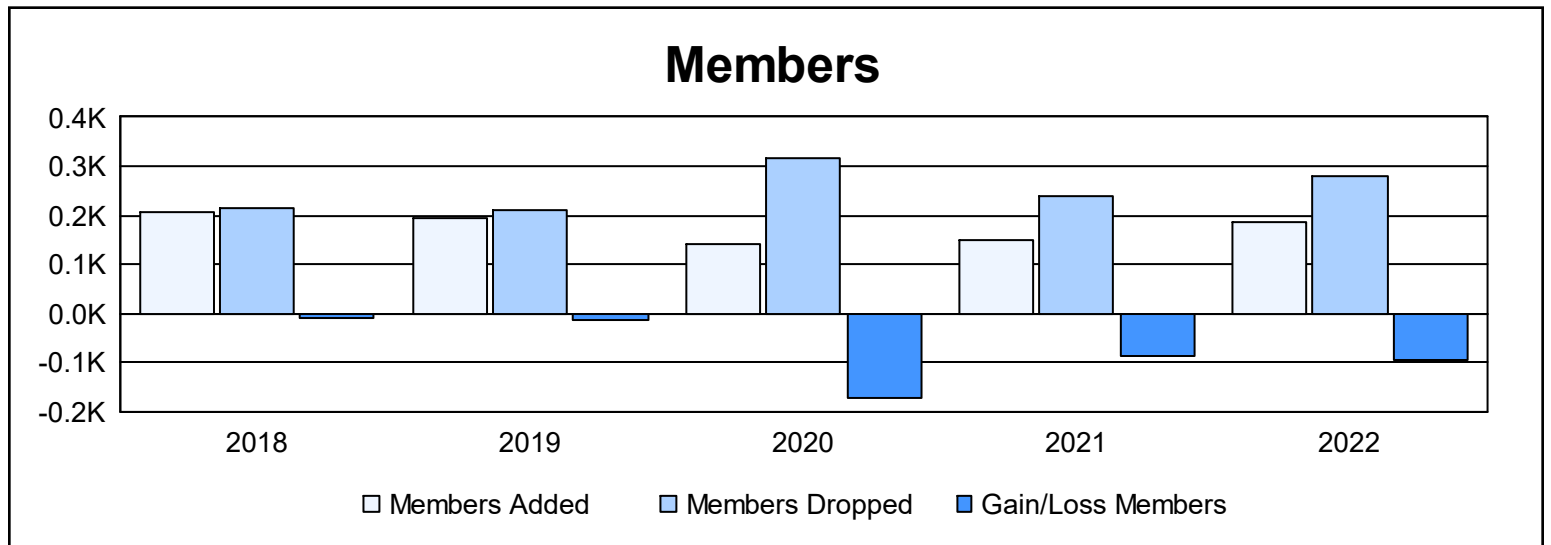

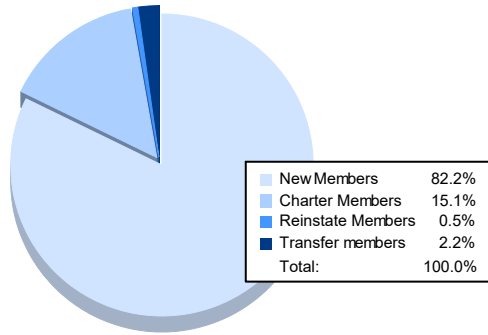


Year	New Clubs	Dropped Clubs	Gain/ Loss Clubs	New Members	Charter Members	Reinstate Members	Transfer Members	Total Member Added	Total Members Dropped	Gain/ Loss Members
2017-2018	0	0	0	201	0	4	3	208	216	-8
2018-2019	0	0	0	188	0	4	3	195	210	-15
2019-2020	0	0	0	140	0	1	1	142	315	-173
2020-2021	0	0	0	146	1	1	3	151	237	-86
2021-2022	1	1	0	152	28	1	4	185	278	-93
Average	0	0	0	165	6	2	3	176	251	-75



Membership Composition June 2022 Cumulative



Gender Composition June 2022 Cumulative

